

## Aquila 50 Sail BROCHURE - AQUILA



### Basic Vessel Summary

<b>Manufacturer:</b>	AQUILA
<b>Model:</b>	Aquila 50 Sail
<b>Type of Yacht:</b>	Sail
<b>Price:</b>	Price on Application
<b>Condition:</b>	Brochure
<b>Status:</b>	Catamaran for Sale
<b>Location</b>	Fort Lauderdale Florida (FL)
<b>Manuf. Length:</b>	49' 1" ( 14.96 m)
<b>Maximum Draft:</b>	3' 4" ( 1.02 m)
<b>Beam:</b>	25' 9" ( 7.85 m)
<b>Mast Height Clearance:</b>	82' 6" ( 25.15 m)
<b>No. of berths:</b>	Up to 14
<b>No. of Cabins:</b>	4/5/6
<b>No. of Heads:</b>	4/5/6
<b>Fuel Capacity:</b>	222 g

<b>Water Capacity:</b>	232 g
<b>Holding tank:</b>	90
<b>Weight - Displacement:</b>	21.45 ton (42,900 lb)
<b>Hull Material:</b>	Fiberglass
<b>Hull Configuration:</b>	Catamaran
<b>Engine Manufacturer</b>	NANNI DIESEL
<b>Engine Year</b>	2026
<b>Engine Horsepower</b>	50
<b>Engine Type</b>	Inboard
<b>Engine Configuration</b>	Twin
<b>Engine Fuel Type</b>	Diesel
<b>Engine Condition</b>	New
<b>Does the boat have a generator?</b>	Yes

### [Boat Description:](#)

Welcome to the next chapter of sailing, where the horizon is not a limit, but an invitation.

Introducing the Aquila 50 Sail, a vessel meticulously crafted to redefine the sailing experience itself. It's a journey where every moment matters more than the destination.

The Aquila 50 Sail presents a sleek exterior profile and modern design, creating a seamless flow from its expansive outdoor living areas to its luxurious interior styling. Step aboard and discover the flexibility of its cabin configurations, designed to adapt to your every need, offering up to six cabins and a layout that optimizes space and function. Enjoy easy access to the bow from the flybridge, which features a spacious sunbathing and social area. Inside, the salon welcomes you with large windows that provide stunning visibility while reducing direct sunlight, complemented by synthetic wear-resistant flooring that offers the look of natural wood without the maintenance. The galley is a chef's delight, equipped with a full-sized household refrigerator/freezer, a four-burner induction cooktop, and Corian countertops.

At its core, the Aquila 50 Sail is a testament to uncompromising quality and a commitment to sustainable marine architecture. All structural components, including bulkheads and reinforcing, are resin-infused vinylester, with no wood or plywood used below the waterline. This construction ensures a vessel of exceptional durability and strength, built in a purpose-built catamaran factory with a focus on efficient technology and reduced waste. With two distinct propulsion options, including a Hybrid Ocean Drive with 50 kW Torqeedo inboard motors or a powerful diesel Saildrive, the Aquila 50 Sail is engineered for both performance and peace of mind.

This is more than a boat; it's the beginning of your next great adventure.

# Full Specification

## Layout & Accommodations

Accommodations

Sleeps Up To: 14

Maximum Passengers: 30

Cabins: 4, 5 and 6 cabin plus Deck and flybridge.

Heads with Showers: 4, 5 and 6

Utility Rooms: 1

Optional Forward Cabin (office, workshop, storage, or a guest cabin with a head and shower)

Headroom: 6'9

## SALON

Large side and front windows with external overhangs offer excellent visibility and reduced sunlight

Three panel sliding door for entry into salon

Forward cockpit exit/entry door from salon with safety locks

Synthetic wear resistant flooring offering maintenance free natural wood look

Laminate finished cabinetry with solid wood capping throughout with accented wall and ceiling coverings

Flush mount Fusion 7.7" 200w overhead speakers in ceiling panels (2) (optional)

Upholstered ceiling panels with decorative trim

Chart table and integrated navigation station with AC outlet and reading light

Two large storage cabinets on starboard side aft of chart table

Settee U-Shape around salon table comfortably seats eight (8) people

Expandable (double) salon table mounted on polished stainless steel pedestal (electric up/down system optional)

Cushions upholstered in soft, easy-to-clean material

Port light hatches installed on forward facing windows providing additional ventilation (2)

Designated area for optional TV on flip up system, concealed in cabinetry on starboard side

Overhead LED ceiling lights

LED courtesy accent lighting under furniture

Electrical outlets located throughout / 2 x double outlets with USB charging socket

Floor access hatch to main house batteries, charging/inverter systems, Torqeedo management units, DC/DC converter, AC/AC converters

Stair access to starboard and port side cabins

Central walkway access to forward cockpit

Stainless steel handrail wrapped in synthetic leather

Polished stainless steel structural mast base connection

## MASTER CABIN

Master cabin utilizing length of port hull with private access sliding door for privacy

Laminate finished cabinetry with solid wood capping throughout with accented wall and ceiling coverings

Power sockets with single USB outlets located next to bed (2)

Opening ventilation hatches in ceiling with concealed blinds (2)

Opening ventilation portlight in aft window

Bedside cabinets with pull out drawers

LED reading lights above bedside cabinets (2)

LED overhead ceiling lighting

Concealed LED mood and courtesy lighting

Expansive hull side windows with concealed manual blinds

Additional storage under mattress

Memory foam mattress / L=72.8"(185 cm) x W=76" (203.5cm)

Optional concealed TV system in ceiling with manual flip down/up system above bed

Chaise lounge seating with vanity/desk area with power outlet and lighting

Designated storage under chaise lounge seating

Large hanging lockers and storage drawers on inner hull

Optional full length mirror with upholstered frame

Synthetic wear resistant flooring offering maintenance free natural wood look

## MASTER CABIN BATHROOM

Large single vanity area with stainless steel faucet

Corian countertops

Mirrors mounted on storage cabinets above vanity area

GFCI protected AC outlets at sink (2)

Toothbrush and towel holders

Walk in shower with hinged entry door with hot/cold shower

Bench with Corian top inside shower

Separate toilet with privacy door equipped with fresh water electric flushing toilet and extraction fan  
Designated area for optional washer/dryer combo unit  
Corian countertop on inboard side with storage above and below  
Opening overhead hatch with concealed blind  
Overhead LED ceiling lights  
Synthetic wear resistant flooring offering maintenance free natural wood look

#### PORTSIDE UTILITY ROOM

(office, workshop, storage, or a guest cabin with a head and shower)  
Laminate finished cabinetry with solid wood capping throughout with accented wall and ceiling coverings  
Power sockets with USB outlets  
LED overhead ceiling lighting  
Private access butterfly door into cabin from forward bow cockpit area with steps and handrail  
Stainless steel hand rail for hanging ropes, sail bags, etc.  
Storage cabinets above and under work surface  
Hull side window with manual blinds  
LED accent/mood lighting  
Synthetic wear resistant flooring offering maintenance free natural wood look  
When selecting 6-cabin version, becomes a cabin with bathroom/shower

#### STARBOARD AFT & MID CABINS

Laminate finished cabinetry with solid wood capping throughout with accented wall and ceiling coverings  
Private access door into cabin  
Two (2) LED reading lights  
Power sockets with single USB outlets  
Synthetic leather wrapped hand rail  
Cabinetry along inboard area providing additional storage  
Bedside cabinet  
Opening ventilation hatches in ceiling with concealed blind  
Concealed LED mood and courtesy lighting  
LED overhead ceiling lighting  
Expansive hull side windows with concealed manual blinds  
Additional storage under mattress  
Memory foam mattress / L =79" (200cm) x W=60" (152cm)  
Hanging locker for clothes

Pull out drawers

Synthetic wear resistant flooring offering maintenance free natural wood look

#### STARBOARD AFT, MID & FORWARD BATHROOMS

Corian countertops

Fresh water electric flushing toilet

Walk in shower with hinged see through acrylic door

Single vanity with faucet

Mirror above sink

Water proof roller binds

Toothbrush and towel holder

Overhead LED ceiling lights

GFCI Protected AC outlets

Synthetic wear resistant flooring offering maintenance free natural wood look

#### STARBOARD FORWARD CABIN

Can also be used as separate crew cabin

Laminate finished cabinetry with solid wood capping throughout with accented wall and ceiling coverings

Private access butterfly door into cabin from forward bow cockpit area with steps and handrail

Two (2) LED reading lights

Power sockets with single USB outlets

Synthetic leather wrapped hand rail

Cabinetry along inboard area providing additional storage

Opening ventilation hatches in ceiling with concealed blind

Concealed LED mood and courtesy lighting

LED overhead ceiling lighting

Expansive hull side window with concealed manual blinds

Additional storage under mattress

Memory foam mattress

Hanging locker for clothes

Synthetic wear resistant flooring offering maintenance free natural wood look

Option available to add additional upper bunk

## Galley

Refrigerator/freezer—full sized household French door refrigerator (11.6cu/ft) with slide out freezer (5.3cu/ft) below

Electrical induction cooktop (4 burner)

All countertops with Corian natural stone finish

Dedicated microwave storage location with AC outlet

Large stainless steel sink with faucet and cover to go over sink area

Flush mount Fusion 7.7" 200w overhead speakers in ceiling panels (2) (optional)

Built in storage cabinets located above cooktop area

Large storage cabinets located under countertop

Built in slide out garbage bin under sink

Galley island with Corian countertop and storage underneath

Optional wine fridge in galley island in lieu of storage

Optional convection/microwave combo oven

Sliding bar window with flip down bar countertop when in open position

Storage cupboards and drawers offering ample storage for all galley accessories

Overhead LED ceiling lights

LED courtesy accent lighting

Electrical AC outlets located throughout area Galley wall (2)

Stainless steel handrail wrapped in synthetic leather

Synthetic wear resistant flooring offering maintenance free natural wood look

Option available to change electric cooktop and oven to be regular gas/propane

## Deck & Equipment

### FORWARD COCKPIT

Foredeck forward cockpit providing comfortable seating and sun lounging

Foredeck sun pad area (cushions optional)

Companionway butterfly doors providing access to forward deck port side utility/work space cabin and starboard side cabin

Starboard and port side forward access steps with stainless steel safety rail providing direct access to bow from flybridge

Large oversized cockpit floor drains providing direct overboard drainage

LED overhead lighting

Designated generator installation area

Direct access into salon through forward water tight door

Two large central hatches providing easy access to windlass and chain/rope

## AFT COCKPIT / TRANSOM

Two (2) large port and starboard deck hatches providing access to storage and mechanical space area

Custom stainless steel retractable swim ladder with teak steps located under large deck hatch

Powder coated aluminum sliding door providing access to salon/galley

Powder coated aluminum sliding window providing connection between cockpit and galley countertops along with excellent ventilation

Extendable dining table on two (2) polished stainless steel supports - provides seating for up to twelve (12) guests when in extended position

Optional LED deck courtesy lights located at transom, cockpit, and flybridge

Ergonomic transom steps designed for easy boarding from dock and dinghy

Designated BBQ area (BBQ optional)

Bar area with two fixed stainless steel stools and foldable bar surface

Direct access from cockpit to flybridge via large steps with way to close off to help prevent rain/water entering into cockpit

Expansive fixed fiberglass platform extending between the hulls providing additional aft cockpit space to store a dinghy

Settee/lounging area on starboard side with integrated storage space

Loungers/sun bathing areas on port and starboard side with adjustable backrests to face aft

Marine ceiling mounted waterproof 6.5" speakers (2) (optional)

## FLYBRIDGE & HELM

Forward flybridge access via forward port and starboard bow steps with built-in stainless steel handrail for safety

Spacious comfortable convertible helm bench for three (3) people with upholstered seat

Optional expansive fiberglass hardtop with stainless support structure and ceiling mounted LED lighting

Fully upholstered seating and backrest cushions

Marine waterproof 6.5" speakers (2) (optional)

Main access up from aft cockpit via molded fiberglass steps

Handrails conveniently located around flybridge for secure movement

Insulated ice box under seating

Life jacket and safety gear storage under U-shaped seating area

Cup holders located in various areas around flybridge

12VDC outlet

U-Shaped settee area with fixed table comfortably seating eight (8) people

Fixed table with polished stainless steel support and integrated cup holders

Compass on bracket, fitted to mast aft surface  
Molded fiberglass steering console with integrated instrument console for optional 16" multi functional display  
Two (2) rope storage bags for sail and rigging controls  
Steering station with 5-spoke leather wrapped stainless steel steering wheel  
Electronic dual engine throttle control  
Engine data display at helm  
Various controls and displays conveniently located at helm station  
(dependant on options selected)

## HULL & DECK

Ten (10) opening deck hatches carefully positioned to enhance natural ventilation in cabins and toilets  
PVC rub rail with 316L stainless steel insert offering all round protection  
Four (4) opening portlights installed in hull side windows and two (2) positioned on forward salon windows  
Two (2) opening portlights facing aft in aft cabins  
Stanchions and bases, with UHMWPE lifelines, port & starboard side gates  
Windows, bonded in Perspex – hull side and super structure  
Comfortable and protected bow seats integrated into deck railing (2)  
Deck fill plates in 316L stainless steel: water (2); fuel (2); waste (3)  
Eight (8) stainless steel cleats  
Well placed ergonomic handrails in 316L stainless steel ensuring secure movement onboard

## MOORING SYSTEM

Electric anchor windlass (24v-1700w) with wired control at windlass  
Stainless steel anchor roller  
Fiberglass deck hatch to self-draining locker  
Eight (8) stainless steel mooring cleats  
Optional 55 lbs. (32 Kg) delta anchor

## Electronics & Navigation

### NAV / SWITCH PANEL STATION

Raymarine electronics  
Navigation work surface area with storage below  
C-Zone 7" digital switching control screen for DC systems  
Remote battery switch controls for all onboard batteries  
Transfer switches for electrical systems  
Dedicated service panel for optional generator, water maker, and aircon display/control panels

Light switch panel controlling salon, galley, and aft cockpit lighting  
Fusion marine stereo head unit (MS-RA770) with multi zone sound control  
and Bluetooth connectivity (optional)  
AC power outlet (1)  
Large storage space for navigation equipment (hand held VHF and  
compass, paper charts, binoculars etc.)

## Electrical, Power & Plumbing

### WATER & BILGE SYSTEM

Fresh water pressure pump with accumulator tank offering equal water  
pressure throughout  
Two (2) 80L/21 gal each hot water heaters  
Two (2) 440 L/116 US gal connected water tanks  
Transom pull out shower mixer (hot/cold) on aft starboard deck  
Water tank levels visible through C-Zone digital monitoring system  
Four (4) automatic electric bilge pumps with alarms  
Barrier paint in bilges and inside wet lockers

### WASTE & GREY WATER SYSTEM

Grey water from showers and sinks collected in sealed sump boxes with  
auto electric overboard discharge  
Two (2) 170 L/ 21 US gal black water tanks with electric sea water  
discharge pumps and dockside pump out  
Black water tank levels visible through C-Zone digital monitoring system

### ELECTRICAL SYSTEM

#### DIESEL OPTION ONLY

C-Zone DC digital switching/monitoring system  
24v DC electrical system  
Main house battery charger/inverters 2 x Mastervolt Mass Combi Pro  
24/3500-100  
Starter battery charger: 1 x Mastervolt Charge Master 12/50-3  
Optional solar panels with chargers 3 x Mastervolt SCM60 MPPT-M  
Master control panel for 24v and shore power supply breakers  
Remote battery master switches at panel  
Shore side electrical plug in connection points  
AC power supplied by two (2) 50 Amp 125/250v shore power cables  
(shore power cables not included)  
Galvanic isolator protection system  
Shore power overcurrent ELCI protection breakers  
Shore voltage and current measurement

House batteries = Two (2) 200Ah AGM (option available to add two or four more batteries)

Options available to change from AGM to Mastervolt lithium battery package

## ELECTRICAL SYSTEM

### HYBRID OCEAN DRIVE OPTION ONLY

C-Zone DC digital switching/monitoring system

24v DC electrical system

Main house battery charger 2 x DC/DC Bi-directional / 2,8kW

Inverter for AC consumers 3 x 22kW DC/AC

Optional solar panels with chargers x 3

Torqueedo propulsion battery - Deep Blue LiFePo4 80 KWh (1)

Master Torqueedo control panel for electric propulsion components

Remote battery master switches at panel

Shore side electrical plug in connection points

AC power supplied by two (2) 50 Amp 125/250v shore power cables  
(shore power cables not included)

Galvanic isolator protection system

Shore power overcurrent ELCI protection breakers

Shore voltage and current measurement

House batteries = four (4) 200Ah AGM

Option available to change from AGM to Mastervolt lithium battery package

## GENERATOR OPTIONS

### HYBRID OCEAN DRIVE:

#### OPTION 1:

1 x 32 kW (60Hz) WITH SOUND SHIELD

#### OPTION 2:

1 x 40 kW (60Hz) WITH SOUND SHIELD

### DIESEL:

#### OPTION 1:

1 x 15 kW (60Hz) WITH SOUND SHIELD

#### OPTION 2:

1 x 21 kW (60Hz) WITH SOUND SHIELD

Minimum generator size: 15 kW (60Hz)

Maximum generator size: 40 kW (60Hz)

diesel fuel tank, remote control, and starter battery

Generator battery charger: 1x Mastervolt Magic 24/12-20

## Engine & Mechanical

### DIESEL ENGINE & BATTERY COMPARTMENT

#### DIESEL OPTION ONLY

Automatic fire suppression heat activated system with alarm monitors at helm station

Sound insulation mounted to bulkheads in engine room space

Diesel fuel system for optional generator including fuel filters and emergency fire port

Two (2) dedicated aluminum fuel tanks with safety shut off valves and level monitors (total tank volume 865L / 228Gal)

LED lighting in each mechanical space (2 total)

Automatic bilge pump in each electric motor compartment with warning light at helm and nav station

Electrical compartment under salon floor

Optional lithium house battery system with heat activated automatic fire suppression system and alarms in lieu of standard AGM house batteries

### BATTERY & DIESEL TANKS COMPARTMENT

#### HYBRID OCEAN DRIVE OPTION ONLY

Diesel fuel system for generator including fuel filters and emergency fire port (automatic extinguisher optional)

Two (2) dedicated aluminum fuel tanks with safety shut off valves and level monitors (total tank volume 865L / 228Gal)

LED lighting in each mechanical space (2 total)

Automatic bilge pump in each electric motor compartment with warning light at helm and nav station

Electrical compartment under salon floor, equipped with automatic fire suppression heat activated system with alarm monitors

Optional lithium house battery system with heat activated automatic fire suppression system and alarms in lieu of standard AGM house batteries

### UNDERWATER GEAR

#### DIESEL OPTION ONLY

Protective integrated breakaway keels

Fixed 3-blade propellers (foldable propellers optional)

Fiberglass rudders and rudder tubes with shaft and tiller arm in 316L stainless steel

Shut off valves on all salt water intakes in engine rooms

Sea water strainers with transparent lid

## UNDERWATER GEAR

### HYBRID OCEAN DRIVE OPTION ONLY

Electrical motor drive transmission for compact efficiency

Protective integrated breakaway keels

Fixed 3-blade propellers (foldable propellers optional)

Machined propeller shafts on flexible couplings

Fiberglass rudders and rudder tubes with shaft and tiller arm in 316L stainless steel

Shut off valves on all salt water intakes in engine rooms

Sea water strainers with transparent lid

Watertight self-aligning dripless shaft seal with 316L stainless steel housing

Bronze P-Bracket for maximum propeller protection

## STEERING SYSTEM

Electric fly by wire power steering system

Emergency steering tiller access and control system

## Sails & Rigging

### MAST, RIGGING & SAILS

Anodized aluminum two-spreader sectional mast with flip-out steps to access boom

Mast foot with 9x turning blocks

Anodized aluminum boom with fittings

Furling genoa (manual)

Full batten (6 x battens) pin top mainsail with 2 reefing rows (square top mainsail available as option)

### SAIL & RIGGING CONTROLS

Electric winches

Two speed manual mainsheet winch (Harken 60.2) x 1

Two speed manual genoa and sheet winches (Harken 46.2) x 2

Genoa cars with pin stop and tracks x 2 (Harken)

Clutches for line controls / total qty of 10 (Spinlock)

Port Side: main sheet, genoa sheet, reefing line #1, reefing line #2, main sail halyard

Starboard Side: main sheet, genoa sheet, boom topping lift (service halyard), genoa furling line

German mainsheet system with two sheets controlled by manual winch

on port and starboard side  
Genoa sheets x 2  
Halyards (main, genoa, spare) x 3  
Main boom topping lift  
Two (2) rope storage bags for sail and rigging controls  
Winch handles with storage pockets x 2

## Additional Information

### Measurements

LENGTH OVERALL: 14.97 M • 49'1"

BEAM: 7.86 M • 25'9"

HEIGHT: 5.55 M • 18'3" ABOVE WATERLINE WITH HARDTOP EXCLUDING MAST

MAST HEIGHT: 25.15 M • 82'6" ABOVE WATERLINE WITH LIGHT LOAD

DRAFT: 1.70 M • 3'4" WITH LIGHT LOAD, WILL VARY DEPENDING ON LOAD

LIGHT DISPLACEMENT: 19,270 KG 42,900 LB

LOADED DISPLACEMENT: 24,000 KG 50,600 LB

### CE Certification

A (OCEAN): 12

B (OFFSHORE): 12

C (COASTAL): 20

D (INLAND): 30

## FEATURES

Sleek exterior profile and modern design features with exceptional use of space and function

Expansive outdoor living and entertaining spaces along with luxurious interior styling and amenities

Plenty of sun coverage via optional fiberglass hardtop with 316L polished stainless steel supports on flybridge

Flexibility in cabin configurations to choose from based on expected use

Direct bow access from flybridge on both starboard and port sides

Forward solid deck cockpit providing sunbathing and social area

C-Zone digital switching system for DC powered components

Torqeedo electric/hybrid propulsion system with instant battery level monitoring and controls

## CONSTRUCTION

Resin infused Vinylester throughout hull and deck build material

Resin infused Vinylester for all bulkheads and reinforcing (no plywood)

in structural components or below waterline)


PVC core materials vary in density dependent on loads

NPG water-tight bulkheads fore and aft

Large interior furniture panels manufactured using lightweight PET for core materials

Windows in hull and deck made from Perspex

Image Gallery








ACQUILA

ACQUILA 10 23





MASTER CABIN TOILET















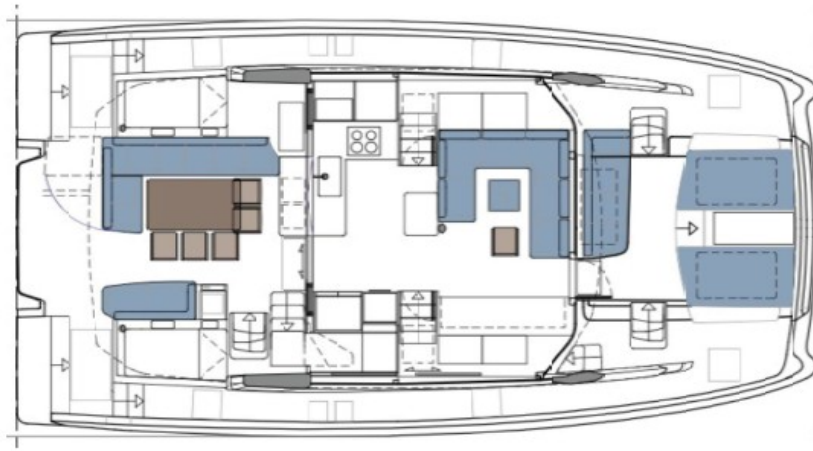




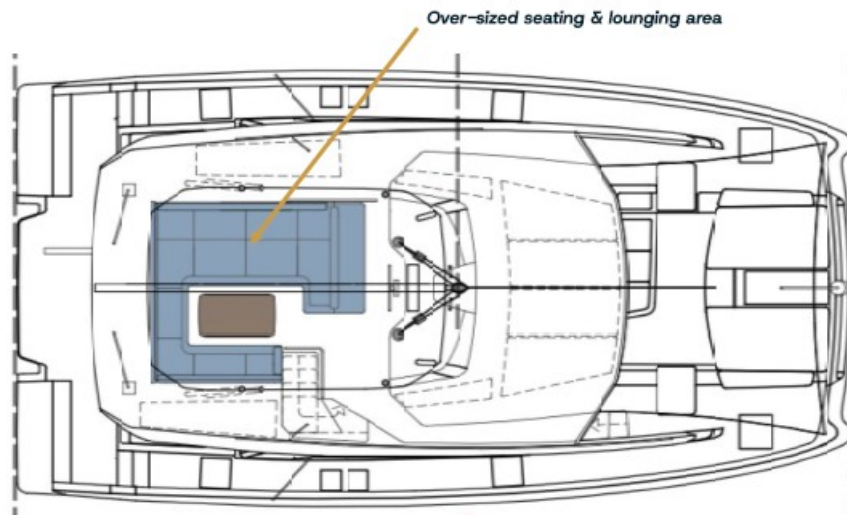




## Main Deck



## Flybridge



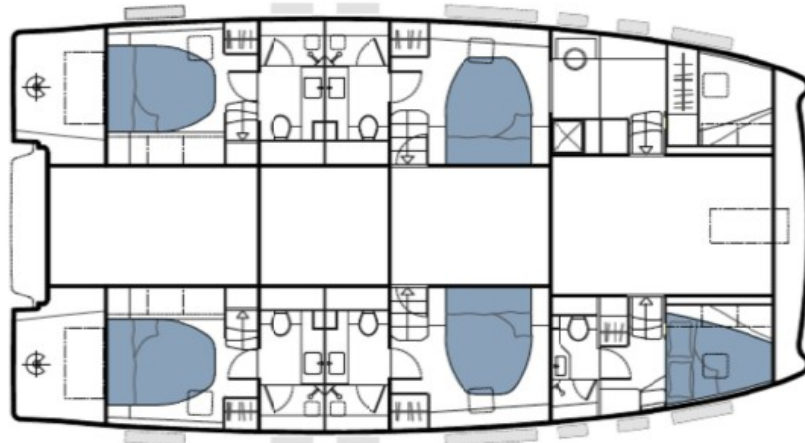
## Cabins

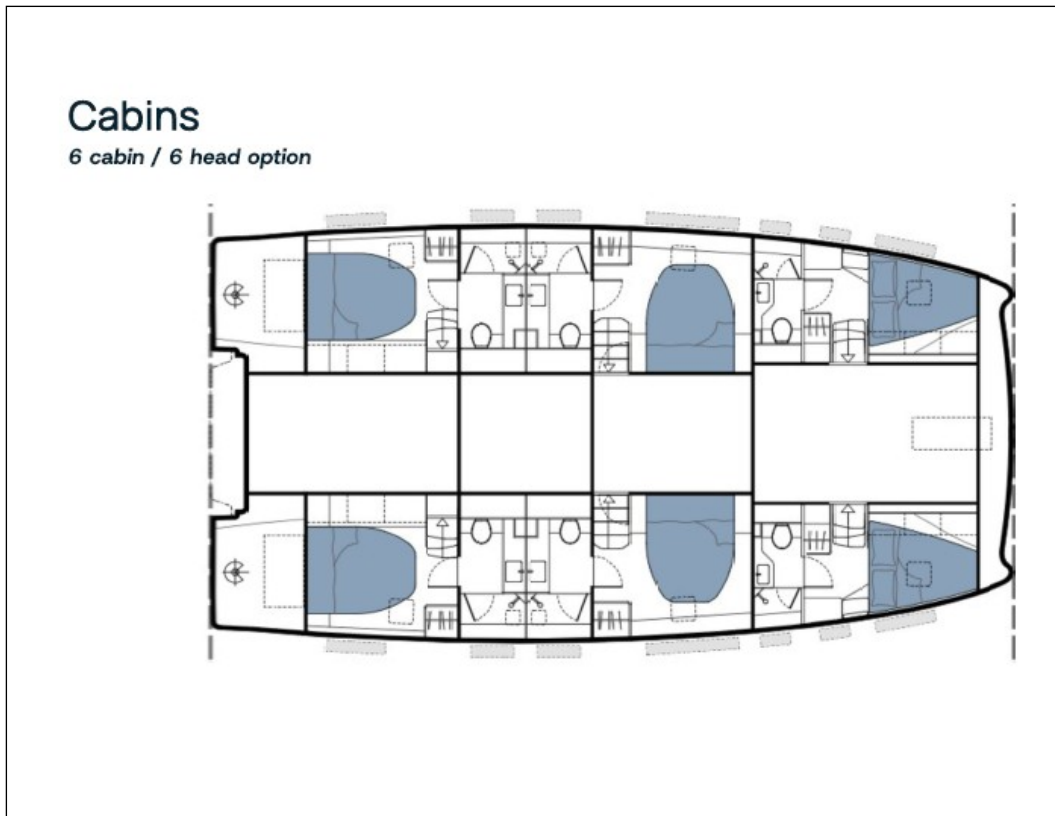
*Owner's Suite + 1 bathroom + flex and 3 cabins / 3 heads*



## Cabins

*5 cabin / 5 head option*





### **Disclaimer**

The Company offers the details of this vessel in good faith but cannot guarantee or warrant the accuracy of this information nor warrant the condition of the vessel. A buyer should instruct his agents, or his surveyors to investigate such details as the buyer desired validated. This vessel is offered subject to prior sale, price change, or withdrawal without notice. Photos may not properly reflect the current condition of the actual vessel offered for sale. In some cases stock photographs may have been used.

### **Mechanical Disclaimer**

Engine and generator hours are as of the date of the original listing and are a representation of what the listing broker is told by the owner and/or actual reading of the engine hour meters. The broker cannot guarantee the true hours. It is the responsibility of the purchaser and/or his agent to verify engine hours, warranties implied or otherwise and major overhauls as well as all other representations noted on the listing.

### **Dinghy Disclaimer**

All dinghies are considered separate vessels and should have separate titles and documents. There is no guarantee as to the title of the dinghy on this vessel so Buyer accepts that while he may receive the dinghy included in the transaction, he may not receive the proper title to it.